

1

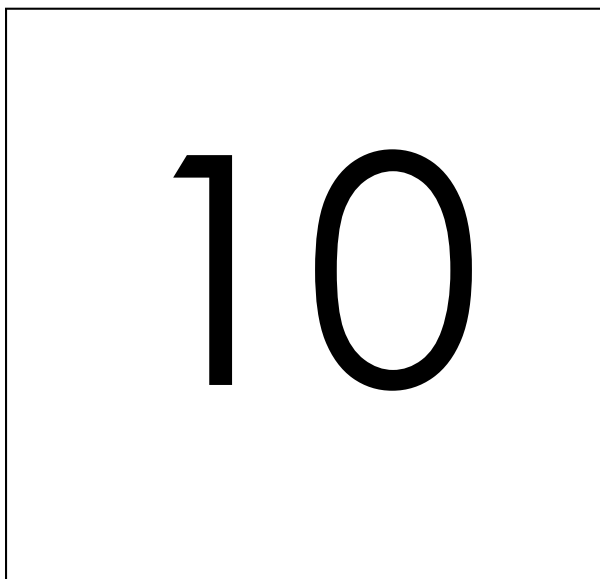


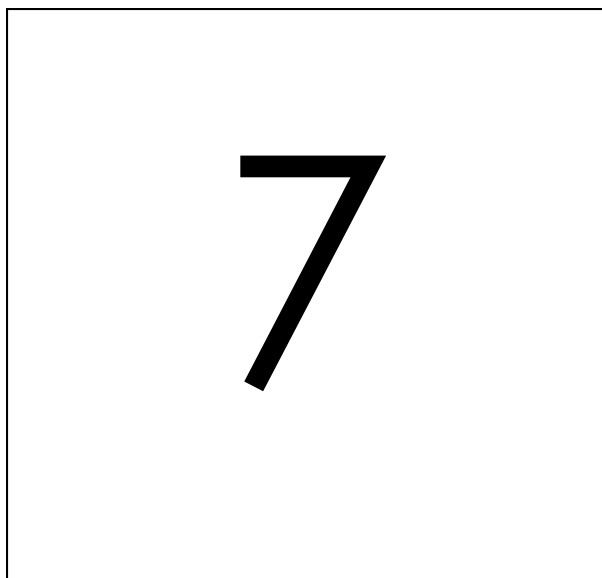
2

3

4

5

6

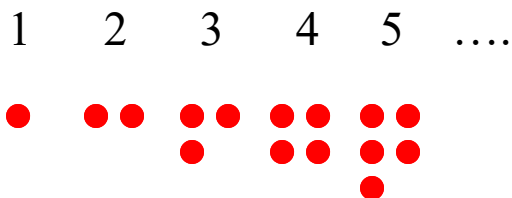


**Please note: this PDF is copyrighted by Montessori for Everyone and is free for personal use only. Please do not upload it to your website (or school website) or file-sharing service (like Scribd). Just link to our site if you want to share. Thanks!**

Print on cardstock, laminate, and cut cards out. You will need 55 counters all the same size and color; e.g., plastic counters or flat gemstones as long as you have 55 of the same kind.

To use: show the child how to put out cards across the top of a rug, from 1 to 10. Then let them take one counter at a time and count the correct amount, starting with 1, and continuing across.

To show the difference between odd and even, have the child make sets of two counters, putting the “odd” one underneath the pair(s). For instance:



Name: \_\_\_\_\_

1	2	3	4	5	6	7	8	9	10
○	○ ○	○ ○ ○	○ ○ ○ ○	○ ○ ○ ○ ○	○ ○ ○ ○ ○ ○	○ ○ ○ ○ ○ ○ ○	○ ○ ○ ○ ○ ○ ○ ○	○ ○ ○ ○ ○ ○ ○ ○ ○	○ ○ ○ ○ ○ ○ ○ ○ ○ ○

Name: \_\_\_\_\_

1	2	3	4	5	6	7	8	9	10
○	○ ○	○ ○ ○	○ ○ ○ ○	○ ○ ○ ○ ○	○ ○ ○ ○ ○ ○	○ ○ ○ ○ ○ ○ ○	○ ○ ○ ○ ○ ○ ○ ○	○ ○ ○ ○ ○ ○ ○ ○ ○	○ ○ ○ ○ ○ ○ ○ ○ ○ ○

